



2015 INVESTOR SUMMARY

Industry	Mineral Exploration
Exchange	TSX-Venture
Symbole	MD
Shares in Circulation	32.6 Million
Shares Fully Diluted	35.4 Million
Cash	5.0 Million CAD
Debt	NIL

Directors & Officers

Gino Roger	President, CEO, Director
Jean-Pierre Janson	Chairman of the Board
Germain Carrière	Director
Robert I. Vaillant	Director
René Branchaud	Secretary and Director
Ingrid Martin	Chief Financial Officer

Contact Information

Gino Roger Tel.: +1.450.420.5977
 Email: gino.roger@midlandexploration.com

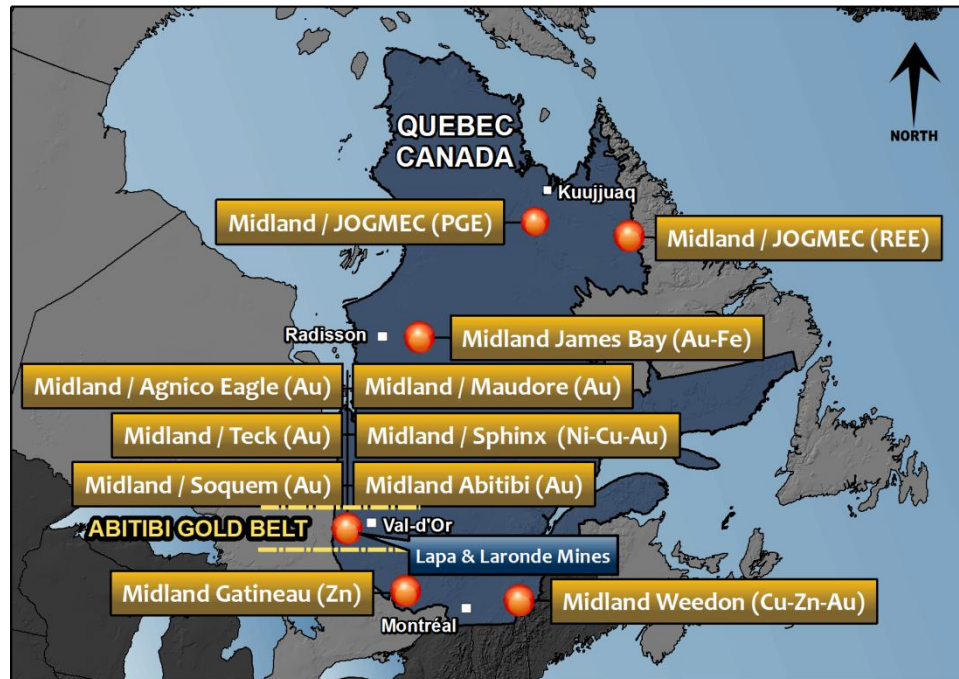
Exploration Office

Midland Exploration
 132, Labelle Blvd., Suite # 220
 Rosemere, Quebec, J7A 2H1
 Tel.: +1.450.420.5977
 Fax: +1.450.420.5978

www.midlandexploration.com

Midland Exploration is a dynamic and aggressive mineral exploration company focused on world class gold, PGE, base metal and REE mine discovery in one of Canada's richest mining provinces, Quebec. Midland is lead by a highly-respected management and technical team with a proven mine-finding track record.

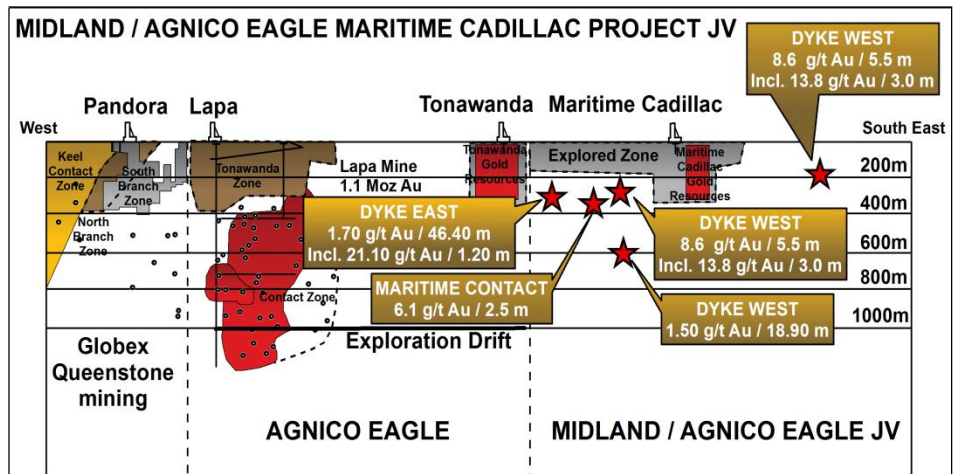
The Company intends to generate new projects and seeks opportunities through industry partnerships (JV Model). Midland signed recently several important agreements totalling \$19.0 million in work commitments and \$0.53 million payments over the next eight years. Midland recently optioned its properties to Teck, Agnico Eagle, Soquem, Sphinx and Maudore. Midland also generated a new strategic PGE project in the Labrador Trough and a new REE project in the Strange Lake deposit area in Northern Quebec and optioned it to Japan Oil, Gas and Metals National Corporation. The company fully intends to secure new partnerships for its properties to be generated and acquired in 2015.



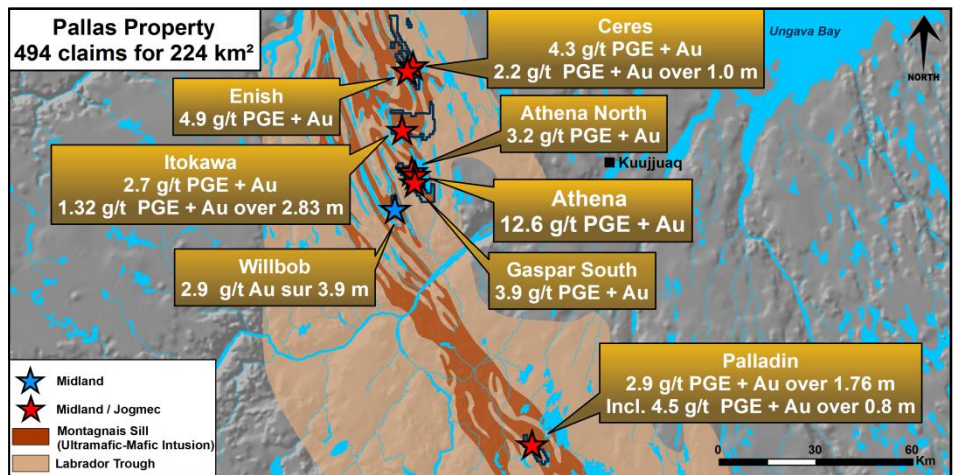
Midland Exploration has 100% interest in 22 projects including 40 mining exploration properties in Quebec, Canada, that together comprise 6,226 mining claims for a total surface area of more than 2,872 km². The Maritime Cadillac, Heva, Casault, Samson, La Peltrie, Adam, Laflamme, Patris, Valmond, Jouvex, James Bay Gold, Weedon, Gatineau (Copper and Zinc) Pallas PGE and Ytterby REE projects are located in various favourable geological provinces.



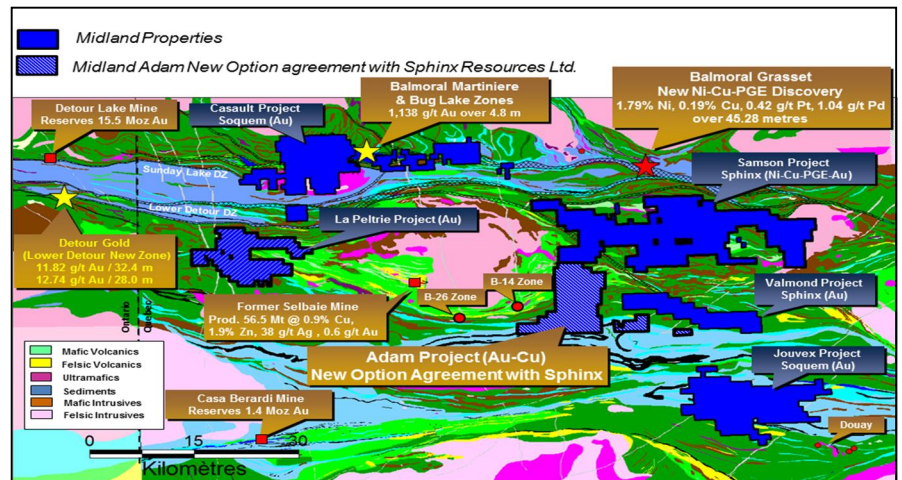
MIDLAND / AGNICO EAGLE MARITIME CADILLAC PROJECT JV



MIDLAND / JOGMEC PALLAS PROJECT



MIDLAND / SOQUEM & SPHINX PARTNERSHIPS



Why invest in Midland ?

STRONG OPPORTUNITY FOR GROWTH

- Many new significant gold, PGE Ni-Cu and REE project acquisitions.
- Generation of new high-quality projects and use of new technology pave the way for quick new discoveries.
- Important option agreements with Teck, Agnico Eagle, Sphinx, JOGMEC and Soquem.

BEST MINING JURISDICTION

- Midland is focussing on Quebec for its excellent mineral potential make new world class discoveries.

EXPERIENCED MANAGEMENT TEAM

- Team members involved in many significant discoveries over the last 30 years.

MIDLAND IS POISED FOR SUCCESS

- JV Business Model.
- Ability to quickly generate high quality projects and attract new partners.
- Diversified land portfolio with excellent potential for major discoveries.
- New gold discoveries on Maritime-Cadillac, Casault and Laflamme.
- New PGE discoveries on Pallas